


Party Place Cards

Directions


1. Cut around the dotted lines and fold at the solid lines.
2. Affix to construction paper to add color and sturdiness.
3. Write the party guest's name next to the Champion (add a sticker for extra fun and to make it special).
4. Place on the table to show where everyone sits.




Fruit & Veggie Color
Champions™



Fruit & Veggie Color
Champions™



Fruit & Veggie Color
Champions™



Fruit & Veggie Color
Champions™